

# SKS Series Pump | Submittal Data

Submittal No: 301-S134 | Model: SKS5007D | RPM: 1760 | HP: 7.5HP | Effective: July 24, 2020 | Supersedes: January 27, 2020

JOB: \_\_\_\_\_

REPRESENTATIVE: \_\_\_\_\_

ENGINEER: \_\_\_\_\_

CONTRACTOR: \_\_\_\_\_

## PRODUCT DATA

ITEM NO. \_\_\_\_\_

DOE BASIC MODEL NO. \_\_\_\_\_ SKS5007D-A-4P-PD

MODEL NO. \_\_\_\_\_ VOLTAGE \_\_\_\_\_

PEI<sub>VL</sub> \_\_\_\_\_ 0.46 \_\_\_\_\_ HI ENERGY RATING \_\_\_\_\_ 54

IMPELLER DIA. \_\_\_\_\_ WEIGHT \_\_\_\_\_

GPM \_\_\_\_\_ PUMP/MOTOR \_\_\_\_\_

HEAD/FT \_\_\_\_\_ FREQUENCY \_\_\_\_\_

RPM 1760 HP 7.5 PHASE \_\_\_\_\_

SUPPORT STAND OPTION YES NO  
(Ductile Iron ASTM A536-84 Grade 65-45-12)

## OPERATING SPECIFICATIONS

FLANGE	PRESSURE	TEMPERATURE
ANSI Class 125	175 PSIG* (1210 KPA)	250°F (120°C)
ANSI Class 250	300 PSIG** (2070 KPA)	250°F (120°C)

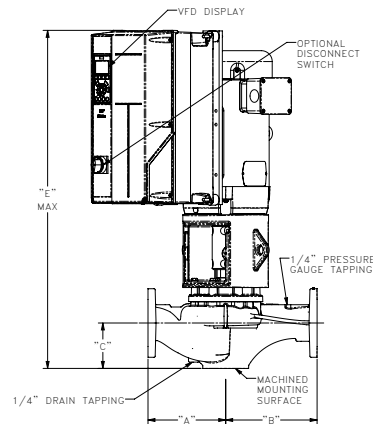
\* In accordance with ANSI Standard B16.1 Class 125

\*\* In accordance with ANSI Standard B16.1 Class 250

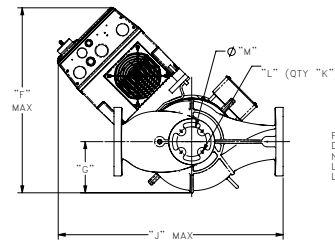
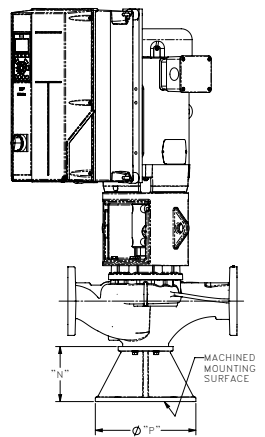
## DIMENSIONS

Model No. | 5007D  
Flange Size (Suction x Discharge) | 5 x 5 (127 x 127)

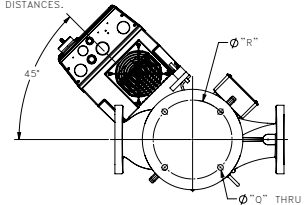
HORSEPOWER	7.5
MOTOR FRAME TEFC	213TC
MOTOR FRAME ODP	213TC
WEIGHT WITHOUT OPTIONAL STAND LBS (KG)	530.9 (241)
WEIGHT WITH OPTIONAL STAND LBS (KG)	602.9 (273)
FLANGE SIZE ASA	5 (127)
A*	ANSI CLASS 125: 12 (305)
	ANSI CLASS 250: 12.44 (316)
B*	ANSI CLASS 125: 12 (305)
	ANSI CLASS 250: 12.44 (316)
C	7.25 (184)
E MAX	40.87 (1038)
F MAX	22.43 (570)
G	7.72 (196)
J MAX	26.71 (678)
K	4
L	3/8-16 UNC-2B
M	6 (152)
N	6.75 (171)
P	14.38 (365)
Q	0.75 (19)
R	11.88 (302)



PUMP WITH OPTIONAL SUPPORT STAND



FOR CLEARANCE IN FRONT OF DRIVE, FOLLOW GUIDANCE OF NATIONAL ELECTRIC CODE UNLESS LOCAL ORDINANCES DICTATE LARGER DISTANCES.



\*A & B Dimensions apply for all pump sizes.

English dimensions are in inches. Metric dimensions are in millimeters.  
Metric data is presented in ( ). Do not use for construction purposes unless certified.

MATERIALS OF CONSTRUCTION			CASING	COVER	IMPELLER	WEAR RING	SHAFT	COUPLING	MECHANICAL SEAL	SEAL FLUSH LINE ASSEMBLY	SUPPORT STAND
STANDARD CONSTRUCTION	BRONZE FITTED	125# FLANGE	Cast Iron ASTM A48/A48M-03 Class 30A	Cast Iron ASTM A48/A48M-03 Class 30A	Bronze ASTM B584 ALLOY C83600 or C84400	N/A	Stainless Steel TYPE 416"Ti" ASTM A582	Aluminum Alloy 6061-T6	Ceramic/EPT	Copper & Brass C3600	N/A
		250# FLANGE	Ductile Iron ASTM A536-84 Grade: 65-45-12	Cast Iron ASTM A48/A48M-03 Class 30A	Bronze ASTM B584 ALLOY C83600 or C84400	N/A	Stainless Steel TYPE 416"Ti" ASTM A582	Aluminum Alloy 6061-T6	Ceramic/EPT	Copper & Brass C3600	N/A
OPTIONAL		125# OR 250#	N/A	N/A	Stainless Steel ASTM A351/A 351M-08	Bronze ASTM B584-98A C92200	N/A	N/A	Tungsten Carbide/EPT or Silicon-Carbide/EPT	N/A	Ductile Iron ASTM A536-84 Grade 65-45-12

N/A - Not Available

DRIVE DATA

PROTOCOLS (Standard)	BACnet, Modbus RTU, N2 Metasys, FLN Apogee, FC Protocol
PROTOCOLS (Optional)	LonWorks®    DeviceNet    Profibus
ENCLOSURE	NEMA Type 12 / IP55    NEMA Type 4X / IP66
I/O (Standard)	6 Digital Inputs / 2 Digital Outputs 1 Analog Current Output / 2 Analog Inputs 2 Pulse Inputs 2 Form C Relays
ADDITIONAL CONTROL OPTIONS	None    General Purpose I/O    Relay Card 24VDC Supply    Analog I/O
DISCONNECT SWITCH	Mechanical    Fused
EMC/RFI CONTROL	Intergated filter designed to meet EN61800-3
HARMONIC SUPPRESSION	Dual DC-link chokes (Equivalent: 5% AC line reactor) Supporting IEEE 519-1992 requirements
COOLING	Fan-cooled through back channel
AMBIENT TEMPERATURE	-10°C to 45°C up to 1000 meters above sea level -14°F to 113°F up to 3300 feet above sea level

COMMENTS

